



# GRAPHIC DESIGN LESSON

Prof Dr. Tassadaq Hussain

# Course: Graphics Design for Earning

## TABLE OF CONTENTS

01 What is Graphics  
■■■ Designing

03 Who Needs:  
■■■ End-User

02  
■■■ Why: End-Product  
Benefits and Uses

04  
■■■ How: Tools &  
Techniques


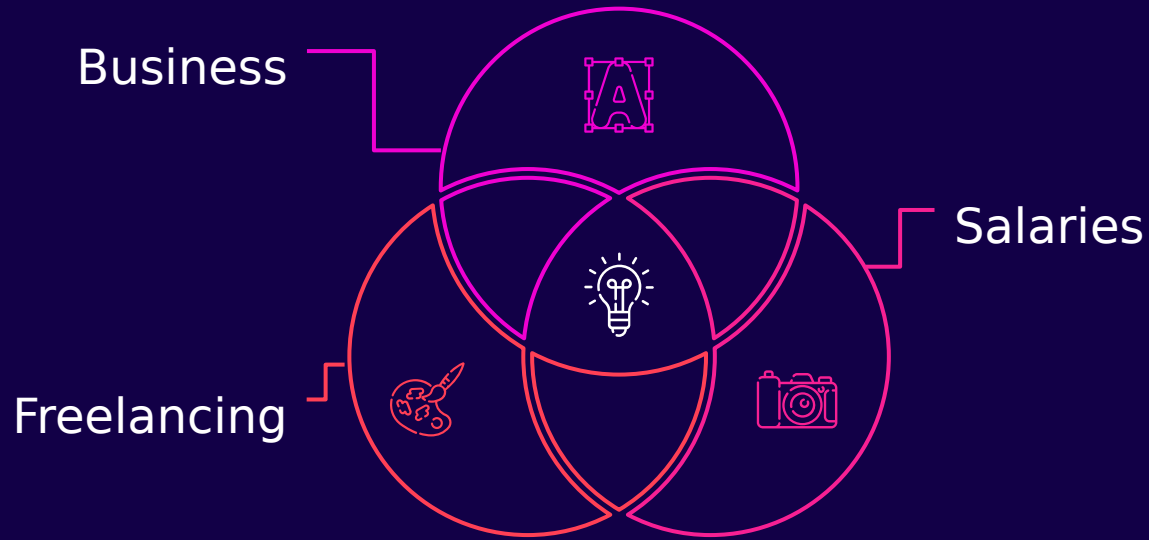


# Graphic Designing

- Present information, that look good and easily understandable.
- Organizes information to help deliver a message in the most impactful way possible.
- Secures your concept and idea.



# Why: Business, Freelancers and Jobs/Salaries



# Businesses: Graphics Design




- According to graphic design market analysis, the number of businesses in the US graphic and design industry by June 2019 was 16,823. (IBISWorld, 2020)
- There are 400,258 businesses working in the graphic design field in 2020. (IBISWorld, 2020)

# Graphics Designing Industry



- \$45.8 billion – global graphic designers market size in 2021. (IBISWorld, 2020)
- 2.2% – global graphic designers market size growth in 2021. (IBISWorld, 2020)
- \$12.7 billion – US graphic designers market size in 2021 (IBISWorld, 2020)
- Freelance graphic designers earn \$20 to \$150 per hour. (Eksposure, 2020)



# Freelancers : Graphic Design




- Freelance graphic designers account for approximately 90% of the total industry participation. (IBISWorld, 2020)
- The average base pay for freelance graphic designers today is **\$58,614 per year.**
- In US alone there were 281,500 graphic designer jobs in 2019.
- On the other hand, the employment of graphic designers in the computer systems design field and related areas will increase by 20% from 2016 to 2026. (Bureau of Labor Statistics, 2019)
- The average age for workers in the graphic design field is 40.5. (Exposure, 2020) (41.3 Male & 39.8 Female)

# Jobs/Salaries : Graphic Design



- The specialized design service (19.12%) has the highest level of employment in the graphic design industry. (Bureau of Labor Statistics, 2019)
- The average annual salary for graphic designers in the US in 2014 was **\$54,680**. (Bureau of Labor Statistics, 2019)
- Three years hence, 10% of the highest salary earners take home approximately **\$77,000**.
- The lowest 10% of the salary earners get less than **\$27,000**. (Brandon Gaille, 2017)
- Overall, web/graphic designers earn an average of **\$59,000** per year. (Glassdoor, 2021)
- The average hourly wage for graphic designers is **\$26**. (ZipRecruiter, 2021)





Who  
Needs

Graphics  
Design




# Graphic Design Industry and Jobs



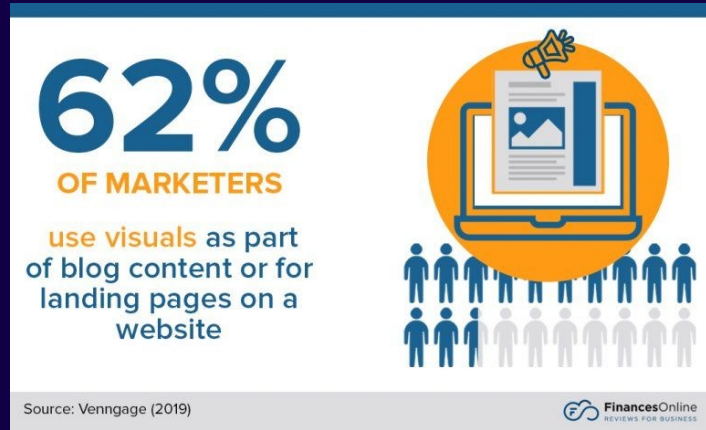
## Branding

- The human brain processes visuals 60,000 times faster than it processes text. This is the reason why many brands add a visual or a glyph to their logo. (Crowdspring, 2017)
- It takes a website visitor 10 seconds to form an impression of your brand logo. However, it can take up to seven impressions for the visitor to recognize the logo. (Crowdspring, 2017)
- Better still, social media posts that feature visual assets like images deliver a 650% higher engagement rate than plain text posts. (Red Website Design, 2018)



# Marketing

- Used to identify the customer needs and present to meet those needs.



- 68% of digital marketers have plans in place to increase the use of visual assets in future content activities. (Social Media Examiner, 2019)
- At 51%, B2B digital marketers value the use of visual assets in content marketing.
- 62% of marketers use visuals for the landing pages of a website.
- In terms of the most frequently used visual asset, stock photography leads at 40%. Original graphics (34%) come second, followed by charts & data visualization (12%), video & presentations (14), and Gifs & Meme (4%). (Venngage, 2020)




## Information/Advertiser

- 94% of consumers leaves a website with poor graphic design. (Red Website Design, 2018)
- The normal attention span for web users is 6.8 seconds. (Red Website Design, 2018)
- It takes 50 microseconds for a website visitor to register a visual appeal. (Red Website Design, 2018)
- For 88% of marketers, visuals are a must for 50% of web articles. (Graphicszoo, 2020)



# How



- 01 Text Tools
- 02 Graphics Drawing
- 03 Video Editing
- 04 Animations



# Text Tools



- Microsoft Word, Power Point
- Libre Office



# Top Tools for Graphics Designing



- **Adobe Photoshop CC.** A graphic design editing platform with comprehensive tools including different pen options, 360 panorama workflows, and color range masking.
- **Adobe Illustrator CC.** A platform that comes with advanced graphic design functions such as perspective drawing enhancements and shape builders, making it great for creating websites, video games, and other promotional materials.
- **Adobe InDesign CC.** A publishing software that can be used to layout your promotional materials like webpages, magazines, newsletters, and reports.
- **Canva.** A platform equipped with basic graphic design tools, allowing users to create beautiful designs without much technical know-how.
- **GIMP.** A free and open-source editing program with easy-to-use tools for digital retouching and photo enhancement, making it ideal for newbie graphic designers.



# Top Tools for Video Editing



1. Premiere Pro
2. Final Cut Pro X.
3. Adobe After Effects.
4. Lightworks.





# Top Tools for Video Animation



1. Animaker.
2. Renderforest.
3. Vyond.
4. Powtoon.
5. Blender.
6. Maya.
7. Adobe Animate.
8. Cinema 4D.

